

Welcome to

BARROW COUNTY SCHOOLS

KINDERGARTEN & PRE-K

Information Packet
2017 - 2018



2017-2018 Student Calendar

176 Days



This calendar is the hourly equivalent of more than 180 instructional days.

July 2017						
Su	M	Tu	W	Th	F	Sa
						1
2	3	4	5	6	7	8
9	10	11	12	13	14	15
16	17	18	19	20	21	22
23	24	25	26	27	28	29
30	31					

August 2017						
Su	M	Tu	W	Th	F	Sa
		1	2	3	4	5
6	7	8	9	10	11	12
13	14	15	16	17	18	19
20	21	22	23	24	25	26
27	28	29	30	31		
						22

September 2017						
Su	M	Tu	W	Th	F	Sa
					1	2
3	4	5	6	7	8	9
10	11	12	13	14	15	16
17	18	19	20	21	22	23
24	25	26	27	28	29	30
						20

October 2017						
Su	M	Tu	W	Th	F	Sa
1	2	3	4	5	6	7
8	9	10	11	12	13	14
15	16	17	18	19	20	21
22	23	24	25	26	27	28
29	30	31				
						16

November 2017						
Su	M	Tu	W	Th	F	Sa
			1	2	3	4
5	6	7	8	9	10	11
12	13	14	15	16	17	18
19	20	21	22	23	24	25
26	27	28	29	30		
						16

December 2017						
Su	M	Tu	W	Th	F	Sa
					1	2
3	4	5	6	7	8	9
10	11	12	13	14	15	16
17	18	19	20	21	22	23
24	25	26	27	28	29	30
31						14

January 2018						
Su	M	Tu	W	Th	F	Sa
	1	2	3	4	5	6
7	8	9	10	11	12	13
14	15	16	17	18	19	20
21	22	23	24	25	26	27
28	29	30	31			
						17

February 2018						
Su	M	Tu	W	Th	F	Sa
				1	2	3
4	5	6	7	8	9	10
11	12	13	14	15	16	17
18	19	20	21	22	23	24
25	26	27	28			
						18

March 2018						
Su	M	Tu	W	Th	F	Sa
				1	2	3
4	5	6	7	8	9	10
11	12	13	14	15	16	17
18	19	20	21	22	23	24
25	26	27	28	29	30	31
						21


April 2018						
Su	M	Tu	W	Th	F	Sa
1	2	3	4	5	6	7
8	9	10	11	12	13	14
15	16	17	18	19	20	21
22	23	24	25	26	27	28
29	30					
						15

May 2018						
Su	M	Tu	W	Th	F	Sa
		1	2	3	4	5
6	7	8	9	10	11	12
13	14	15	16	17	18	19
20	21	22	23	24	25	26
27	28	29	30	31		
						17

June 2018						
Su	M	Tu	W	Th	F	Sa
					1	2
3	4	5	6	7	8	9
10	11	12	13	14	15	16
17	18	19	20	21	22	23
24	25	26	27	28	29	30

Date	Event or Holiday
Jul 04	Independence Day
Jul 25	New Teachers Report
Jul 26-31	Teacher Planning Days (1-4)
Aug 01	Teacher Planning Days (5)
Aug 02	First Day of School for Students
Sep 04	Labor Day (Holiday)
Oct 04	End of 1st Grading Period
Oct 06	Teacher Planning Day (6)
Oct 09	Columbus Day (Holiday)
Oct 10-13	Fall Break
Oct 18	Report Cards
Nov 07	Teacher Planning Day (7) Parent Conferences optional
Nov 20-24	Thanksgiving Break
Dec 20	Early Release/Last Day of 1st Semester (88)
Dec 21	Begin Winter Break
Jan 01	New Year's Day (Holiday)
Jan 04	Teacher Planning Day (8)
Jan 05	Teacher Planning Day (9)
Jan 08	Begin Second Semester Classes
Jan 10	Report Cards
Jan 15	ML King Day (Holiday)*
Feb 16	Teacher Planning Day (10)*
Feb 19	President's Day (Holiday)*
Mar 13	End of 3rd Grading Period
Mar 16	Teacher Planning Day (11)
Mar 17	St. Patrick's Day
Mar 21	Report Cards
Apr 2-6	Spring Break
Apr 16-26	Tentative Milestone EOG Testing
Apr 27	Teacher Planning Day (12)
May 23	Early Release/Last Day of School for Students (176)
May 24,25	Teacher Planning Days (13,14)
May 24	Graduation WBHS (8:00PM)
May 25	Graduation AHS (8:00PM)
May 28	Memorial Day

* denotes possible weather make-up days



BARROW COUNTY SCHOOLS OPEN HOUSE '17 – '18

School	Principal	Phone Number	Open House	Times
Auburn	Shawn Williams	(770)-963-7887	Friday, July 28 2017	8:00 – 10:00 AM
Bethlehem	Mindy Reid	(770)-867-2238	Friday, July 28 2017	8:00 – 10:00 AM
Bramlett	Karen Dowis	(770)-307-1627	Friday, July 28 2017	8:00 – 10:00 AM
County Line	Shawanna Stevens	(770)-867-2902	Friday, July 28 2017	8:00 – 10:00 AM
Holsenbeck	Jackie Robinson	(770)-307-1540	Friday, July 28 2017	8:00 – 10:00 AM
Kennedy	Ryan Butcher	(770)-867-3182	Friday, July 28 2017	8:00 – 10:00 AM
Satham	Dr. Swade Huff	(770)-725-7112	Friday, July 28 2017	8:00 – 10:00 AM
Winder Elem.	Jerry Stapleton	TBD	Friday, July 28 2017	8:00 – 10:00 AM
Yargo	Diane Bresson	(770)-867-1147	Friday, July 28 2017	8:00 – 10:00 AM
Haymon Morris Middle	Dr. James Bowen	(678)-963-0602	Friday, July 28 2017	10:00 am – 12:00 pm
Russell Middle	Paul DeFoor	(770)-867-8181	Friday, July 28 2017	10:00 am – 12:00 pm
Bear Creek Middle	Dr. Jennifer Wood	(770)-867-2116	Friday, July 28 2017	10:00 am – 12:00 pm
Westside Middle	Dr. Brad Bowling	(770)-307-2972	Friday, July 28 2017	10:00 am – 12:00 pm
Winder Barrow High	Dr. Al Darby	(770)-867-4519	Friday, July 28 2017	11:30 am – 2:30 pm
Apalachee High	Jennifer Martin	(770)-586-5111	Friday, July 28 2017	11:30 am – 2:30 pm
Sims Academy of Innovation and Technology	Dr. Douglas Blackwell	(770)867-7467	Friday, July 28 2017	12:00 am – 3:00 pm
Transportation	Wanda Young	(770)-867-2783		



School Start Times

Elementary Schools are in session at 8:30 a.m. until 3:15 p.m.

Middle Schools are in session at 7:30 a.m. until 2:15 p.m.

High Schools are in session at 7:30 a.m. until 2:35 p.m.

(please confirm hours with school prior to the first day)



Sign-out procedures

Any student leaving school during the day must check out through the school office. Students will not be allowed to leave the room to check-out without directions from the office. Your child will be dismissed from the office. Your child will not be dismissed to anyone other than the parent without permission. If there are custody problems, make sure the school office and your child's teachers are aware of them.



If you move.....

It is extremely important to have current contact information for your child. **If you move during the school year, or over the summer, please provide the school system with (current) proof of residency, in order to update your address.** Acceptable items are: Utility bills, (Water, gas, electric), settlement statement, lease agreement, security system, cable, phone (NOT cell phone). If you do not have any of these items, please contact the registration department at 770-867-4527. Please remember to contact us with phone number changes as well.



Visitors and Visits from Parents

Our parents and community are always welcome at school. However, for the safety of our children, you should go directly to the office when you arrive at school and sign the visitor's log. Your photo ID may be required. ***DO NOT GO DIRECTLY TO THE CLASSROOM.***

Teachers are directed NOT to release any child from the classroom without notification from the office.



Closing of Schools

On any occasion when inclement weather has the potential for forcing the closing of schools, the following radio and television stations are notified:

Radio: FM 89, FM 89.5, FM 93, FM 94.1, FM 97, FM 99.5, FM 102, FM 102.3

Television: CH 2, CH 5, CH 11, CH 12, and CH 46

Every effort is made to get information to these sources by 6:15 a.m. so that inconvenience to staff, parents and students is kept to a minimum. The safety of students is the primary concern when inclement weather is a problem.

For additional Barrow County Schools information, please view our website at:

<http://www.barrow.k12.ga.us>

KINDERGARTEN

SUGGESTED SCHOOL SUPPLIES

Book Bag
Rest Mat (plastic-folding type)
Except County Line Elementary -No Naps
Fiskars Scissors
1 box (16 regular size) Crayons
School Glue
Glue Stick
#2 Pencils
Change of Clothes
(to be kept in book bag for accidents)
1 Folder with 2 pockets
1 Spiral Notebook
1 Pack Washable Markers
Watercolor Paint Set (8 colors)

Donations of the following items are appreciated:

Ziplock Bags
(any size, especially quart and gallon)
Box of Facial Tissues (Kleenex® Tissue)
Baby Wipes

PRE-K SCHOOL SUPPLIES

Book Bag

Full size, no wheels please, child's name on it


Towel or small blanket


To cover up with at naptime, must fit in book bag, put child's name on it

Mats are provided

Complete change of clothes

Labeled with child's name on it, in a zip-loc bag, please send socks





Activities

1. Name colors of things as you ride in the car.
2. Name everything in your house or room that is red, blue, yellow, black, orange, white, green or brown.
3. Count various objects around the house.
4. Let your child set the table and count the number of forks, spoons, etc.
5. Make letters using Play-doh, cookie dough or bread dough.
6. Cut out letters from magazines and newspapers and paste them together to spell your child's name.
7. Read stories to your child.
8. Have your child talk to you each day and tell you about his/her day.
9. Practice writing his/her name in shaving cream, sand, etc.
10. Practice using a variety of writing materials such as markers, chalk, sidewalk chalk, finger paint, etc.
11. Practice naming shapes of signs as you drive in the car.



HEADING TO SCHOOL FOR THE FIRST TIME

Learn how to prepare yourself and your child for heading off to school

It's time for your child to start Kindergarten and you're worried about how the moment of separation will go. You want your child to be excited and eager to go and have a successful start, but you are realistic about the possibility that separation will be difficult. ***First, be aware that it is normal for many young children to cry when they have to separate from parents and try a new experience away from the familiar.*** While there are no guarantees that everything will go smoothly, there are many things you can do together to prepare for these first days of school, no matter what your child's age.

HERE ARE A FEW SUGGESTIONS:

- Arrange for your child to visit with his or her new teacher before the first day. ***OPEN HOUSE-FRIDAY, JULY 28th 2017 . Elementary: 8:00-10:00 am, Middle: 10:00-12:00 pm and High: 11:30-2:30 pm. (Sims Academy of Innovation and Technology will be open from 12:00-3:00 pm)***
- Do some pretend play with your child about how you will go to school and how you will say goodbye. Imagine waking up, getting dressed, getting in the car or bus, walking to the door, kissing good-bye.
- Agree on a good-bye ritual-how many kisses, hugs, etc.
- Make sure your child and his/her teacher understands how the child will get home.
- Find out about the schedule for the day so you can talk it over with your child.
- If you are sending a lunch or a snack, involve your child in preparing it. Include a special note, picture or poem as a surprise.
- Allow enough time! Make sure you awaken early enough to have a relaxing morning, with time to dress and get to school in plenty of time.
- ***Please don't hang around after you have said good-bye.*** If your child sees that you are reluctant to leave, it makes it more difficult for your child.
- ***BRING TISSUES! This may be harder for you than your child.***

BOOK RECOMMENDATIONS:

Litwin, Eric. Pete the Cat: Rocking in My School Shoes

Langreuter, Jutta. Little Bear Goes to Kindergarten

Wells, Rosemary. My Kindergarten

Carlson, Nancy. Henry's Show and Tell

Hurwitz, Johanna. Starting School

Arnold, Tedd. Green Wilma

Rey, Margaret. Curious George Goes to School

Child, Lauren. I Am Too Absolutely Small for School

Dr. Seuss. Cat in the Hat

Dr. Seuss. Dr. Seuss's ABC

Rogers, Jacqueline. Kindergarten ABC

Wood, Audrey. Alphabet Adventure

Martin Jr., Bill. Brown Bear, Brown Bear What do you see?

Hills, Tad. How Rocket Learned to Read

TIPS FOR PARENTS

PREPARING FOR KINDERGARTEN

The move from preschool to “real” school is exciting (and often tearful) for both children and parents. There’s a lot you can do to make the transition to Kindergarten enjoyable.

MAKING FRIENDS WITH THE SCHOOL: Point out the school as you drive or walk past, and say, “That’s *your* school.” Attend Kindergarten orientation together, taking the opportunity to tour the school and meet the principal and teachers.

LEARNING SOCIAL SKILLS: *Sharing* is a regular part of the day in Kindergarten. Help your child learn to take turns by sharing toys, crayons and games with friends and family members. *Waiting* is tough for preschoolers, but you can help them get used to it by saying things like, “We’ll go to the park after lunch.” Teach your child to *communicate* with words, not actions, when upset. Emphasize that screaming, crying, hitting, kicking and other “temper tantrum” behavior is not acceptable.

LISTENING IS IMPORTANT: Looking at the person who’s talking to you is more than good manners when it’s the teacher who’s doing the talking. Work with your child on paying attention and following simple directions: “Please put your pillow on the bed and then put your shoes in your closet.”

LOOSENING THE APRON STRINGS: If your child is not already attending preschool or day care, look for ways for them to spend some time apart from you. Trade off with a friend, or sign your child up in a community or church program for preschoolers.

WHO AM I?: Kindergarteners should know not only their full names, but the first and last names of their parents and caregivers. Memorizing your phone number and address may be a little easier for a preschooler if you set them to a familiar tune, like “Mary Had a Little Lamb.”

ALL BY MYSELF: Your child should know how to zip, snap, tie, button and fasten Velcro. Be sure that your little one can also take care of his or her bathroom needs well before the first day of school.

BEGIN WITH BASICS: Go beyond teaching your child the “ABC” song by working on letter recognition, especially letters that spell out his or her name. It’s also helpful if your child can recognize isolated letters and those not in alphabetical sequence. Talk about the colors and shapes around you – the round clock, the red umbrella. Make simple counting a part of your preschooler’s day by counting aloud as you put each piece of silverware in the drawer, climb stairs or bring in bags of groceries. Help your little one learn important concepts by “acting out” the differences between up and down, in and out, high and low, over and under, small and tall.

ENSURE A HEALTHY START: Make sure your child’s immunizations are up to date. A complete physical before the start of school, including vision and hearing tests, is also a good idea. Start your preschooler on a school day regimen of bedtime and wake-up time several weeks before school starts. At this age, a child should have 10 hours of sleep. Most importantly, understand that your child is unique and will learn at his or her own pace. So don’t become frustrated if your child fails to master simple skills right away. The best thing you can do to prepare your preschooler for Kindergarten is to invest as much time as possible helping him or her learn new skills. The long term results will be worth your efforts.



SCHOOL NUTRITION PROGRAM

In the operation of the child feeding programs, no child will be discriminated against because of race, sex, color, national origin, age or handicap. If you believe you have been discriminated against, you may write to the Secretary of Agriculture, Washington, D.C. 20250. This institution is an equal opportunity provider.

General Program Information: It is our privilege to provide low cost nutritious breakfast and lunch meals to all students and staff of the Barrow County Schools. Nutrition is a very important part of the education process since a hungry child cannot learn.

Barrow County School Nutrition meals adhere to the USDA dietary guidelines and requirements. Menus offered are analyzed to reduce calories from fat, added sugar and added sodium, while ensuring proper amounts of nutrients and total calorie intake for different age groups. Barrow County utilizes 100% whole grains on the menus, as well as, lean proteins, and many offerings of fresh fruits and vegetables. Monthly menus are available on the Barrow County Schools Homepage on the Internet at www.barrow.k12.ga.us for both breakfast and lunch meals. Extra milk may be purchased for .50 cents.

Foods and Beverages Brought Into School Cafeterias During the School Day – USDA regulations prohibit the sale of non-nutritional foods and carbonated beverages during meal times in the cafeteria at all school levels. With this in mind and in order to encourage better nutrition and develop healthy eating habits, parents are not allowed to bring foods to school from outside. Parents are encouraged when foods are brought in for school parties, that they follow the same USDA dietary guidelines as the School Nutrition Program. Of course, lunches sent with students from home to school in the morning in lunch boxes, or bags are allowed.

Meal Accounts: Each cafeteria has a computer program for tracking meals and payments. **ALL Barrow County School students are assigned a computer identification (ID) number which serves as their meal account number. ALL students must learn their 5 digit account number to use at the cashier station at the end of the meal line.**

Prepayment for school meals enables the meal line to move more quickly. Parents may pay online at www.myschoolbucks.com for all school levels. Prepayment may also be made weekly or monthly in envelopes provided by the school. The student's name and account number must be listed on the envelope in order to credit the proper account. There is a transaction fee for each transaction. Money not used by the end of the school year can be carried over to the next school year even if they will attend a higher level Barrow County School. Parents should call the school nutrition manager's office at the individual school if they have questions about the child's account during the year.

Checks are to be made to (School name or abbreviation) Nutrition Program with the student's name and account number on the check. If your check for student meals is returned for insufficient funds, it may be presented electronically by Envision Payment Solutions and you will be assessed a processing fee applicable by law. Other purchases from the school office or classroom must NOT be included with meal payments.



SCHOOL NUTRITION PROGRAM

Free or Reduced Price Meals: Students automatically qualify for free school meals if they receive food stamps or Temporary Assistance for Needy Families. Families may also qualify for free or reduced price meals based on family income. **Families must complete a new application each year to determine eligibility.** Family applications rather than individual applications are used. Only one application will be needed per family. ALL household members including all children must be listed. School locations are required for all school age children. Please make certain that your application reaches the school nutrition manager at one of the schools your children attend. Applications will be completed at the time of registration at the Barrow County Professional Development Center or downloaded from our webpage and sent in to this office. Faxed Applications cannot be accepted.

Barrow County PK-5 School Student Meal Prices

	Full Price	Reduced Price
Breakfast 1 Day	No Cost	No Cost
Breakfast 5 Day Week	No Cost	No Cost
Breakfast 20 Day Month	No Cost	No Cost
Lunch 1 Day	\$1.50	\$.40
Lunch 5 Day Week	\$7.50	\$ 2.00
Lunch 20 Day Month	\$30.00	\$ 8.00

Barrow County 6-8 School Student Meal Prices

	Full Price	Reduced Price
Breakfast 1 Day	No Cost	No Cost
Breakfast 5 Day Week	No Cost	No Cost
Breakfast 20 Day Month	No Cost	No Cost
Lunch 1 Day	\$1.75	\$ 0.40
Lunch 5 Day Week	\$8.75	\$ 2.00
Lunch 20 Day Month	\$35.00	\$ 8.00

Barrow County 9-12 Student Meal Prices

	Full Price	Reduced Price
Breakfast 1 Day	No Cost	No Cost
Breakfast 5 Day Week	No Cost	No Cost
Breakfast 20 Day Month	No Cost	No Cost
Lunch 1 Day	\$2.00	\$ 0.40
Lunch 5 Day Week	\$10.00	\$ 2.00
Lunch 20 Day Month	\$40.00	\$ 8.00



SCHOOL NUTRITION PROGRAM

Meal Charge Procedure for Elementary Schools

1. Payment is required when meals are selected.
2. Students are allowed to charge up to 10 meals.
3. A written reminder will be given to the student to take home to inform parents about the charge.
4. If the charge amount is not paid in full, students will be offered a replacement meal at lunch consisting of a cheese sandwich with milk. If the student is allergic to and has a letter from a physician stating the allergy on file, a substitute will be given.

Meal Charge Procedure for Middle Schools

1. Payment is required when meals are selected.
2. Students are allowed to charge up to 5 meals.
3. A written reminder will be given to the student to take home to inform parents about the charge.
4. If the charge amount is not paid in full, students will be offered a replacement meal at lunch consisting of a cheese sandwich with milk. If the student is allergic to milk and has a letter from a physician stating the allergy on file, a substitute will be given.

Meal Charge Procedure for High School

1. Payment is required when meals are purchased.
2. Students are not allowed to charge meals.
3. No ala carte items may be charged.

It is our hope that parents will not place their child in unpleasant circumstances because of meal charges.



Barrow
BOLD

I Support Our Barrow County School System
www.barrow.k12.ga.us

Follow us on Facebook & Twitter

You can find

 Barrow County School System

in the app store.



